


The Scala CA5-400 five-element yagi antenna is intended for use in professional fixed station applications in the 400 - 512 MHz band. It features:

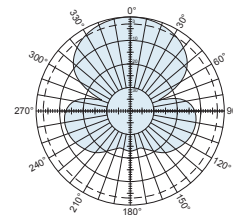
- Balanced feed system with no capacitors for superior performance in icing conditions.
- Internal balun and dipole feedpoint sealed within the boom assembly
- Anodized aluminum construction.
- Heavy cast aluminum and stainless steel hardware.
- Entire antenna at DC ground potential.
- Dual and quad arrays available.



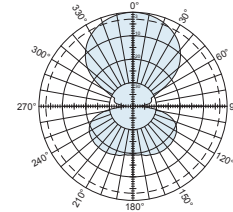
(Shown vertically polarized)

Specifications	
Frequency range	400—512 MHz (in 6 MHz segments)
Gain	10 dBd (12.15 dBi)
Impedance	50 ohms
VSWR	<1.3:1 ±1 MHz <1.5:1 ±3 MHz
Polarization	Horizontal or vertical
Front-to-back ratio	>20 dB
Maximum input power	250 watts (at 50°C)
H-plane beamwidth	64 degrees (half-power)
E-plane beamwidth	48 degrees (half-power)
Connector	N female
Weight	4 lb (1.82 kg)
Dimensions	31.5 x 14.3 x 4 inches (maximum) (800 x 364 x 102 mm)
Wind load at 100 mph (161 kph)	
Front	13 lbf (58 N)
Wind survival rating*	200 mph (322 kph)
Shipping dimensions	41 x 15 x 6 inches (maximum) (1041 x 381 x 152 mm)
Shipping weight	7 lb (3.18 kg)
Mounting	For masts of 2.375 inches (60mm) OD.

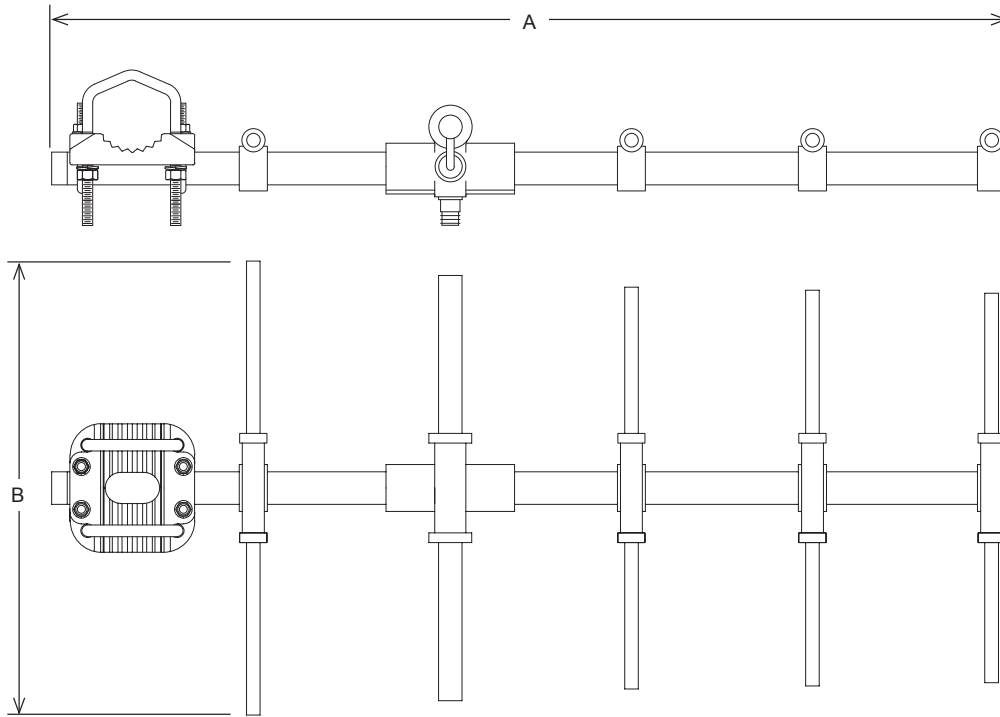
*Mechanical design is based on environmental conditions as stipulated in TIA-222-G-2 (December 2009) and/or ETS 300 019-1-4 which include the static mechanical load imposed on an antenna by wind at maximum velocity. Contact KBU for further details.



H-plane
Horizontal pattern — V-polarization
Vertical pattern — H-polarization



E-plane
Horizontal pattern — H-polarization
Vertical pattern — V-polarization



(Shown vertically polarized)

Dimensions		A	B
Frequency	410 MHz	31.3 inches (795 mm)	14.1 inches (358 mm)
	460 MHz	28.6 inches (727 mm)	13.3 inches (338 mm)
	490 MHz	27.9 inches (709 mm)	11.4 inches (290 mm)

Order information

Model	Description
CA5-400	Horizontal or vertical rear-mount